


Diesel powered stationary hot water pressure washers

The SH SOLAR stationary hot water pressure washer range offers low heating and running costs combined with a design that is easy to use and service. Ideal for tough applications in automotive, industry, shipping and food sectors.

The onboard PCB enables the machine to be customised with factory mounted options. The SD SOLAR line is equipped with the well known Eco Power boiler with an efficiency of 92-94% combined with a high heating effect this produces hotter water at the lowest possible cost. The clean burning also reduces service costs.

- Brass cylinder head
- Expandable control technology with PLC and customisation through options
- Automatic diagnosis and fault finding
- High efficiency, low cost heating system with Eco Power boiler system
- Galvanised and powder coated steel frame and cabinet
- Reduced running and service costs
- MMO - Multiple Machine Option (Optimal extra)



Picture shown may not represent model quoted

• Standard equipment

Model	SH SOLAR 7P-170/1200 D 400/3/50 EU	SH SOLAR 7P-170/1200 DSS 400/3/50 EU	SH SOLAR 8P-180/2000 D 400/3/50 EU
Ref. no.	107370070	107370077	107370080

PRODUCT FEATURES





EcoPower boiler-high efficiency	•	•	•
SilentPower - 1450 rpm motor	•	•	•
C3 4-ceramic piston pump	•	•	
Brass cylinder head	•	•	•
Automatic start/stop	•	•	•
Stainless steel boiler			
1450 rpm motor	•	•	•
NA5 - 3 ceramic piston pump			
NP8 - 3 ceramic piston pump			•
Galvanised steel frame	•	•	•
PLC and expandable control electronics	•	•	•
Auto fault finding	•	•	•
Water brake tank	•	•	•



Diesel powered stationary hot water pressure washers

Technical specifications	SH SOLAR 7P-170/1200 D 400/3/50 EU	SH SOLAR 7P-170/1200 DSS 400/3/50 EU	SH SOLAR 8P-180/2000 D 400/3/50 EU
Pump pressure (bar/MPa)	170/17	170/17	180/18
Cleaning impact (kg/force)	5.8	5.8	10.3
Pump (RPM)	1450	1450	1450
Power consumption (kW)	8.8	8.8	12
Voltage/phase/frequency/current (V/~/Hz/A)	400/3/50/17	400/3/50/17	400/3/50/18
Sound power level (dB(A) IEC 704)	93	93	93
Water flow Qmax/Qiec (l/h)	1200/1110	1200/1110	2000/1900
Water temperature (water/steam) (°C)	99	99	70
El cable (m)	4	4	4
Heating capacity (kW)	115	115	115
Fuel consumption at ΔT=45°C (kg/h)	5.4	5.4	8.9
Nozzle size	.0680	.0680	.1100
Max. inlet temperature (°C)	30	30	30
Ceramic pistons	4	4	3
Length x width x height (mm)	700x900x1077	700x900x1077	700x900x1077
Weight (kg)	215	215	232
Recommended avg. hours of use per day	7	7	5

● Standard equipment, ○ Supplementary accessories, □ Mountable equipment











Accessories	Ref. no.	Min. required	SH SOLAR 7P-170/1200 D 400/3/50 EU	SH SOLAR 7P-170/1200 DSS 400/3/50 EU	SH SOLAR 8P-180/2000 D 400/3/50 EU
Abrasive Blasting					
	BORONCARBIDE FLAT NOZZLE VSB	6400379	0	○	○
	LANCE WITH RUBBER FLAT NOZZLE 06	6401365	1	○	○
	NOZZLE FOR WSB - FLAT RUBBER 10 PC.	6402317	0	○	○
	SAND PLUGGER AND HOSE VSB	6400375	1	○	○
	SAND SUPER BLAST 25KG	8379	1	○	○
Brush Washing					
	BRUSH INSERT	10356	1	○	○













Diesel powered stationary hot water pressure washers

Accessories		Ref. no.	Min. required	SH SOLAR 7P-170/1200 D 400/3/50 EU	SH SOLAR 7P-170/1200 DSS 400/3/50 EU	SH SOLAR 8P-180/2000 D 400/3/50 EU
	WASH BRUSH - ERGO - UNIVERSAL LANCE	14202	1	○	○	○
	WASH BRUSH L1550 MM	6400088	1	○	○	○
	WASH BRUSH L2350 MM	6400087	1	○	○	○
Special Nozzle						
	NOZZLE FOR LONG LANCEJET 6-7 M	2802696	0	○	○	○
	NOZZLE PROTECTION CAP PA	18430	1	○	○	○
Stationary Equipment						
	ACCESSORY FROST PROTECTION DELUXE	107370955	1	○	○	○
	ACCESSORY FROST PROTECTION STANDARD	107370954	1	○	○	○
	COINBOX 0.5 EUR	54328	1	○	○	○
	COINBOX 1EUR INCL DETERGENT	54333	1	○	○	○
	COINBOX TOKEN	54330	1	○	○	○
	COINBOX TOKEN INCL DETERGENT	54334	1	○	○	○
	MAINS CUT OFF BUTTON	29277	1	○	○	○
	OPTION 1XDETERGENT SOLAR	107370952	1	○	○	○
	OPTION 1XMANUEL DETERGENT	107340903	1	○	○	○
	OPTION 2XDETERGENT SOLAR	107370953	1	○	○	○
	OPTION AUTOMATIC PRESSURE RELIEF SOLAR	107370966	1	○	○	○
	OPTION CLOSED AIR INTAKE SOLAR G	107370965	1	○	○	○
	OPTION LOW WATER SECURITY	107340905	1	○	○	○
	OPTION MULTI MACHINE CONNec. BOX SOLAR	107370964	1	○	○	○












Diesel powered stationary hot water pressure washers

Accessories	Ref. no.	Min. required	SH SOLAR 7P-170/1200 D 400/3/50 EU	SH SOLAR 7P-170/1200 DSS 400/3/50 EU	SH SOLAR 8P-180/2000 D 400/3/50 EU
 OPTION NO-SCALE SOLAR	107370958	1	○	○	○
 OPTION REMOTE CONTROL 4 BUTTONS	107340913	1	○	○	○
OPTION REMOTE CONTROL 5 BUTTONS	107340914	1	○	○	○
OPTION STAINLESS STEEL PARTS SOLAR D/EH	107370962	1	○	○	○
OPTION WATER INLET SECURITY	107340910	1	○	○	○
 REMOTE CONTROL BOXES 2 BUTTONS	107340911	1	○	○	○
 REMOTE CONTROL BOXES 3 BUTTONS	107340912	1	○	○	○
Drain and Pipe Cleaning					
 DRAIN NOZZLE 06. 3/8	2800894	1	○	○	
 HP HOSE DN10 20000 AGR-DRAIN CLEANER 06	6401268	1	○	○	
 PIPE CLEANING HOSE 4X10M	301002490	1	○	○	
 PIPE CLEANING HOSE 4X20M	301002491	1	○	○	
 PIPE CLEANING HOSE 4X30M	301002492	1	○	○	
 PIPE CLEANING NOZZLE 1/8INC IG DN4	46921	0	○	○	

Diesel powered stationary hot water pressure washers










Accessories		Ref. no.	Min. required	SH SOLAR 7P-170/1200 D 400/3/50 EU	SH SOLAR 7P-170/1200 DSS 400/3/50 EU	SH SOLAR 8P-180/2000 D 400/3/50 EU
	PIPE CLEANING ROTATY NOZZLE 1/8INC IG DN	46918	0	○	○	
Detergent						
	ALTO ACTIVE WAX 10 L	81177	1	○	○	○
	ALTO RIMTOP 10 L	80935	1	○	○	○
	ALTO STONE-EX 10 L	81191	1	○	○	○
Filter Pressure Washer						
	CARTRIDGE FILTER REPLACEM. 50 UM	1104041	1	○	○	○
	FILTER - WATER/SAND. SS	4601431	1	○	○	○
	SAND FILTER 50MICRON UNIVERSAL	1604461	1	○	○	○
Non Blacking High Pressure Hose, DN10						
	HP HOSE DN10 GREY 10000 AGR-AGR	6101767	1	○	○	○
	HP HOSE DN10 GREY 15000 AGR-AGR	1401983	1	○	○	○
	HP HOSE DN10 GREY 20000 AGR-AGR	1401991	1	○	○	○
	HP HOSE DN10 GREY 25000 AGR-AGR	1402007	1	○	○	○

Diesel powered stationary hot water pressure washers

Accessories		Ref. no.	Min. required	SH SOLAR 7P-170/1200 D 400/3/50 EU	SH SOLAR 7P-170/1200 DSS 400/3/50 EU	SH SOLAR 8P-180/2000 D 400/3/50 EU
	HP HOSE DN10 GREY 30000 AGR-AGR	1402015	1	○	○	○
High Pressure Hose, DN10						
	HP HOSE DN10 1000 AGR-AGR	1402916	1	○	○	○
	HP HOSE DN10 2052 AGR-AGR	1402924	1	○	○	○
	HP HOSE DN10 3000 AGR-AGR	1402932	1	○	○	○
	HP HOSE DN10 5000 AGR-AGR	1402940	1	○	○	○
	HP HOSE DN10 10000 AGR-AGR	6101766	1	○	○	○
	HP HOSE DN10 15000 AGR-AGR	1402064	1	○	○	○
	HP HOSE DN10 20000 AGR-AGR	1402072	0	○	○	○
	HP HOSE DN10 25000 AGR-AGR	1402080	1	○	○	○
	HP HOSE DN10 30000 AGR-AGR	1402098	1	○	○	○
	HP HOSE DN10 50000 AGR-AGR	1402759	1	○	○	○
High Pressure Hose, DN8						














Diesel powered stationary hot water pressure washers

Accessories		Ref. no.	Min. required	SH SOLAR 7P-170/1200 D 400/3/50 EU	SH SOLAR 7P-170/1200 DSS 400/3/50 EU	SH SOLAR 8P-180/2000 D 400/3/50 EU
	10 M 1 WIRE HOSE 5/16 DN8	1405569	1			○
	HOSE DN8 1 WIRE 10M W.ERGO FEMALE COUPL.	101405770	1			○
	HOSE DN8 1 WIRE 15M W.ERGO FEMALE COUPL.	301001100	1			
	HOSE DN8 1 WIRE 20M W.ERGO FEMALE COUPL.	301001101	1			
	HOSE DN8 20 M 1W - 3/8X3/8	1405666	1			
Ergo System Coupling and Adapter						
	COUPLING - FEMALE/Q-COUPPL 3/8 INCH	106402075	1	○	○	○
	ERGO COUPLING KIT	101119496	1	○	○	○
	HIGH PRESSURE COUPLINGS KIT	101119499	1	○	○	○
	NIPPEL F. Q-COUPPL. 3/8 INCH	1600493	1	○	○	○
	NIPPLE F/QUICK COUPLING 3/8 SS	1603101	1	○	○	○
	NIPPLE FOR SPRAY LANCE STAN.L	1609325	0	○	○	○
	PACK.RING D23.8XD14.96 3/8NBR SELF-CENT.	1801075	0	○	○	○
High Pressure Female Coupling						














Diesel powered stationary hot water pressure washers












Accessories		Ref. no.	Min. required	SH SOLAR 7P-170/1200 D 400/3/50 EU	SH SOLAR 7P-170/1200 DSS 400/3/50 EU	SH SOLAR 8P-180/2000 D 400/3/50 EU
	ADAPTER KEW QUICK COUPLING FEMALE 3/8	66160	0	<input type="checkbox"/>	<input type="checkbox"/>	<input type="checkbox"/>
	ADAPTER WAP GUN COUPLING FEMALE M21X1.5	66162	0	<input type="checkbox"/>	<input type="checkbox"/>	<input type="checkbox"/>
	COUPLING GEKA FEMALE - INT THREAD 3/4 IN	1718	0	<input type="checkbox"/>	<input type="checkbox"/>	<input type="checkbox"/>
	QUICK COUPLING 3/4 W/GASKET	1602945	1	<input type="checkbox"/>	<input type="checkbox"/>	<input type="checkbox"/>
High Pressure Hose, DN12						
	HP HOSE DN12 10000 AGR-AGR	4810219	0	<input type="checkbox"/>	<input type="checkbox"/>	<input type="checkbox"/>
	HP HOSE DN12 15000 AGR-AGR	4810213	0	<input type="checkbox"/>	<input type="checkbox"/>	<input type="checkbox"/>
	HP HOSE DN12 20000 AGR-AGR	4810214	0	<input type="checkbox"/>	<input type="checkbox"/>	<input type="checkbox"/>
Brush Rotary						
	BRISTLE. LONG	6401431	0	<input type="checkbox"/>	<input type="checkbox"/>	
	NYLON. BRISTLE FOR ROTARY	6401432	0	<input type="checkbox"/>	<input type="checkbox"/>	
	ROTARY BRUSH 065 L1700 MM	6400016	1	<input type="checkbox"/>	<input type="checkbox"/>	
Special Lance						
	CURVED LANCE L1090 MM	6402016	1	<input type="checkbox"/>	<input type="checkbox"/>	<input type="checkbox"/>














Diesel powered stationary hot water pressure washers

Accessories		Ref. no.	Min. required	SH SOLAR 7P-170/1200 D 400/3/50 EU	SH SOLAR 7P-170/1200 DSS 400/3/50 EU	SH SOLAR 8P-180/2000 D 400/3/50 EU
	LANCE SINGLE 1500MM W/O NOZZLE	6401193	1	○	○	○
	UNDER CARRIAGE WASHER 40065	6400036	1	○	○	
Hose Reel						
	CLEANING TROLLEY SS W/HOSE REEL FOAM IN	6401094	1	○	○	○
	HOSE TROLLEY UP TO 50 M 3/8	6400170	1	○	○	○
High Pressure Male Coupling						
	ADAPTOR 3/8 INCH MALE FOR HOSE	6401067	1	○	○	○
	ADAPTOR KEW GUN TO WAP ACCESS.	66161	0	○	○	○
	GARDENA COUPLING HOSE END 1/2 BULK	1608629	0	○	○	○
	GEKA COUPLING HOSE END 3/4	1311	0	○	○	○
	LP NIPPLE F. Q.-COUPLING 3/4IN	1600659	0	○	○	○
	NITO COUPLING HOSE END 1	1604669	0	○	○	○
Injector and Foam Sprayer						
	03 INJECTOR COMPLETE	6401247	1	○	○	

Diesel powered stationary hot water pressure washers











	Accessories	Ref. no.	Min. required	SH SOLAR 7P-170/1200 D 400/3/50 EU	SH SOLAR 7P-170/1200 DSS 400/3/50 EU	SH SOLAR 8P-180/2000 D 400/3/50 EU
	DETERGENT BOTTLE 2.5 L	107141635	0	○	○	○
	DETERGENT TANK W. SEALING CAP - 2.5 LTR.	106403162	0	○	○	○
	EXTENSION HOSE 30 CM WITH ERGO COUPLINGS	301001311	0	○	○	
	FOAM INJECTOR AGRESSIVE LQDS	6401245	1	○	○	
	FOAM INJECTOR W BYPASS	6401242	1	○	○	
	FOAM INJECTOR W BYPASS S. S	6401243	1	○	○	
	FOAM INJECTOR STANDARD	6401244	1	○	○	
	FOAM LANCE COMPLETE L600 MM	6404368	1	○	○	○
	FOAM LANCE COMPLETE L1200 MM	6404369	1	○	○	○
Other						
	EXHAUST PIPE 148X197	301001089	1	○	○	○
	SIDE BAR COMPL.	106402110	1	○	○	○
	WATER SUCTION KIT 300 L/MIN 06	6402018	1	○	○	
Spray Gun						

Diesel powered stationary hot water pressure washers












Accessories	Ref. no.	Min. required	SH SOLAR 7P-170/1200 D 400/3/50 EU	SH SOLAR 7P-170/1200 DSS 400/3/50 EU	SH SOLAR 8P-180/2000 D 400/3/50 EU
 ERGO 2000 STANDARD W. HOSE SWIVEL	106403122	1	○	○	○
 ERGO 3000 GUN W.SWIVEL LOCK+VARIO PRESS	106402191	1	○	○	○
 REP. KIT SWIVEL JOINT	101119484	0	○	○	○
 SPRAY HANDLE W. SWIVEL LOCK	106402190	1	○	○	○
Tornado Nozzle with Indication Ring					
 NOZZLE 0680 INDICATION RING GREY	101119747	1	○	○	
 NOZZLE + INDICATION RING 0600	101119744	1			
 NOZZLE PROTECTION F. TORNADOL.	106402425	1	○	○	○
 NOZZLE TORNADO.1100 W.IND-RING ORANGE	101119756	1			○
Short Lance					
 DOUBLE LANCE W/O NOZZLE 90MM	106402150	1	○	○	○
 SINGLE LANCE W/O NOZZLE 90MM	106402151	1	○	○	○
FlexoPower Lance					
 FLEXOPOWER PLUS 960 BEND W/O NOZZLE	106402282	1	○	○	○



Diesel powered stationary hot water pressure washers



Accessories		Ref. no.	Min. required	SH SOLAR 7P-170/1200 D 400/3/50 EU	SH SOLAR 7P-170/1200 DSS 400/3/50 EU	SH SOLAR 8P-180/2000 D 400/3/50 EU
	FLEXOPOWER PLUS 960 W/O NOZZLE BLUE	106408229	0	○	○	○
	FLEXOPOWER PLUS 990 BEND W/O NOZ.	106402281	1	○	○	○
	FLEXOPOWER PLUS 990 W/O NOZZLE BLUE	106408228	0	○	○	○
	FLEXOPOWER PLUS 1120 W/O NOZZLE BLUE	106408227	0	○	○	○
TurboHammer Lance						
	TURBOHAMMER PLUS 1125 STRAIGHT W11 0600	106402293	1			
Tornado Lance						
	TORNADO PLUS 630 STRAIGHT W/O NOZZLE	106403013	1	○	○	○
	TORNADO PLUS 1000 BEND W/O NOZZLE	106403011	1	○	○	○
	TORNADO PLUS 1120 BEND W/O NOZZLE	106403010	1	○	○	○
	TORNADO PLUS 2080 BEND W/O NOZZLE	106403012	1	○	○	○
Universal Lance						
	UNIVERSAL PLUS 650 W/O NOZZLE STRAIGHT	106403032	1	○	○	○
	UNIVERSAL PLUS 1080 W/O NOZZ STRAIGHT	106403033	1	○	○	○

Diesel powered stationary hot water pressure washers

Accessories		Ref. no.	Min. required	SH SOLAR 7P-170/1200 D 400/3/50 EU	SH SOLAR 7P-170/1200 DSS 400/3/50 EU	SH SOLAR 8P-180/2000 D 400/3/50 EU
	UNIVERSAL PLUS 1560 W/O NOZZLE STRAIGHT	106403031	1	○	○	○
	UNIVERSAL PLUS 2060 W/O NOZZLE STRAIGHT	106403030	1	○	○	○
	UNIVERSAL PLUS LANCE 940 BEND W/O NOZZ	106403036	1	○	○	○
	UNIVERSAL PLUS LANCE 1080 BEND W/O NOZZ	106403035	1	○	○	○
	UNIVERSAL PLUS LANCE 1230 BEND W/O NOZZL	106403034	1	○	○	○
PowerSpeed Vario Lance						
	POWERSPEED VARIO PLUS 1090 BEND 0680	106403096	1	○	○	
	POWERSPEED VARIO PLUS 1090 BEND 1200	106403111	1			○
Surface Cleaning Rotary						
	HYDROSCRUB P400 W/O NOZZLES	106403157	0			
	HYDROSCRUB P500M Ø500 W/WHEELS W/O NOZZL	106403159	0	○	○	○
	HYDROSCRUB S500 Ø500 W/O NOZZLES	106403158	0	○	○	○
Hose and Connection						
	NILFISK BA VALVE COMP. GEKA	106411179	0	○	○	○



Diesel powered stationary hot water pressure washers

Accessories		Ref. no.	Min. required	SH SOLAR 7P-170/1200 D 400/3/50 EU	SH SOLAR 7P-170/1200 DSS 400/3/50 EU	SH SOLAR 8P-180/2000 D 400/3/50 EU
	NILFISK BA VALVE COMP. NITO	106411178	0	○	○	○
	NILFISK BA VALVE WO COUPLER	106411184	0	○	○	○
	WATER INLET HOSE 3/4 P/	6465	0	○	○	○